


4A

AMAL 379/15 CARBURETTOR PARTS LIST, AS FITTED TO
MODEL S.80 TYPE 24 ENGINE

Part No.	Description	No. off
379/002	Carburettor Body	1
308/022	Float Complete	1
308/025	Float Needle	1
360/037	Needle Seating	1
360/038	Needle Seating Washer	1
360/036	Banjo	1
360/040	Banjo Washer	1
360/039	Banjo Bolt	1
379/003	Float Chamber Cover	1
379/004	Float Chamber Cover Washer	1
352/209	Float Chamber Cover Screw	2
308/043	Metering Needle	1
308/044	Metering Needle Clip	1
335/019	Needle Jet .0745"	1
124/026	Main Jet No. 27 (State Jet No. when ordering)	1
360/051	Petrol Filter	1
360/020	Jet Plug	1
38/023	Jet Plug Washer	1
308/125	Throttle Valve No.2	1
308/038	Throttle Valve Spring	1
308/040	Mixing Chamber Top	1
308/041	Throttle Cable Adjuster	1
308/042	Throttle Cable Adjuster Locknut	1
360/077	Throttle Cable Spring Sheath	1
244/1391	Throttle Cable complete—33" length	1
355/5	Throttle Control Lever Assembly, with 1/4" Clip	1
11/014	Outlet Clamp Screw	1
384/1	Air Filter complete	1
384/001	Air Filter Body	1
384/004	Air Filter Centre Stud	1
224/044	Air Filter Centre Stud Washer	1
362/022	Air Filter Centre Cover	1
383/008	Air Filter Shutter Assembly	1
383/005	Air Filter Operating Rod	1
383/006	Air Filter Operating Rod Guide	1
244/1408	Air Filter Centre Stud Locknut	1
384/013	Air Filter Seal Washer	1
384/012	Air Filter Gauze Extractor	1
384/005	Air Filter Felt Pad	1
384/006	Air Filter Felt Pad Gauze	1
384/009	Air Filter Pack Assembly	1
384/010	Air Filter Instruction Transfer	1



ILLUSTRATION



MODEL S.80
TWO STROKE ENGINE
TYPE 24

as fitted to

The 'GARDENMASTER' 80

SPARE PARTS LISTS
&
ILLUSTRATIONS

SL/O/01 6/58

J. A. PRESTWICH INDUSTRIES LTD.,
CHELMSFORD ROAD,
SOUTHGATE,
LONDON, N.14.
ENGLAND.

Phone: FOX Lane 1101

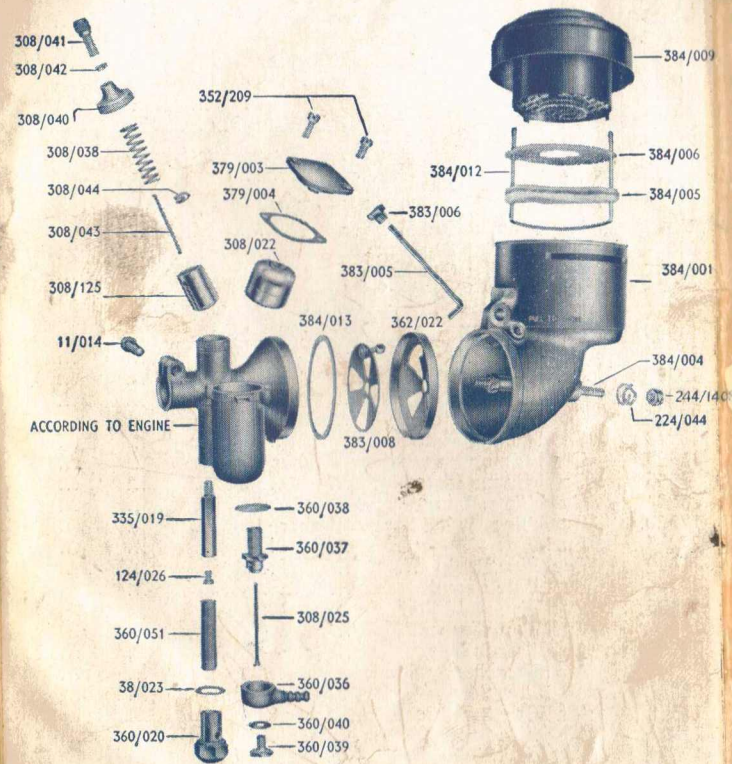
B&S B1741

FW-1269Z

SPARE PARTS LIST

UNITS	ASSEMBLIES	COMPONENTS	PARTS IN EXPLODED VIEW
		0281 Flywheel Key	
50355 Flywheel Unit			
50351 Breaker Cam Unit	2991 Breaker Cam Springs		
	02102 Breaker Cam		
X53445 Stator Plate Unit		06706 Condenser Piece Set	
		06705 Condenser Group (includes 06706)	
	06707 Breaker Points Set	06708 Breaker Points Fixing set	
		06709 Breaker Points Group (includes Gresse Pad 018)	
		06710 Coil and Primary Lead Fixing set	
	06711 Stator Plate and Core Assembly		
X23115 H.T. Lead (15')		30481 H.T. Coil Set	

MAGNETO ILLUSTRATION




AMAL 379/15 CARBURETTER ILLUSTRATION

AMAL 379/15 CA
MC

Part No.	Carburettor
379/002	Float Chamber
308/022	Float Needle
308/025	Needle Seat
360/037	Needle Spring
360/038	Banjo
360/036	Banjo Washer
360/040	Banjo Bolt
360/039	Float Chamber
379/003	Float Chamber
379/004	Float Chamber
352/209	Float Chamber
308/043	Metering Jet
308/044	Metering Jet
335/019	Needle Jet
124/026	Main Jet
360/051	Petrol Filter
360/020	Jet Plug
38/023	Jet Plug Washer
308/125	Throttle Valve
308/038	Throttle Valve
308/040	Mixing Cone
308/041	Throttle Valve
308/042	Throttle Valve
360/077	Throttle Valve
244/1391	Throttle Valve
355/5	Throttle Valve
11/014	Outlet Clamp
384/1	Air Filter
384/001	Air Filter
384/004	Air Filter
224/044	Air Filter
362/022	Air Filter
383/008	Air Filter
383/005	Air Filter
383/006	Air Filter
244/1408	Air Filter
384/013	Air Filter
384/012	Air Filter
384/005	Air Filter
384/006	Air Filter
384/009	Air Filter
384/010	Air Filter

MODEL S.80 TYPE 24 (GARDENMASTER), AS SUPPLIED
TO LANDMASTER LTD.

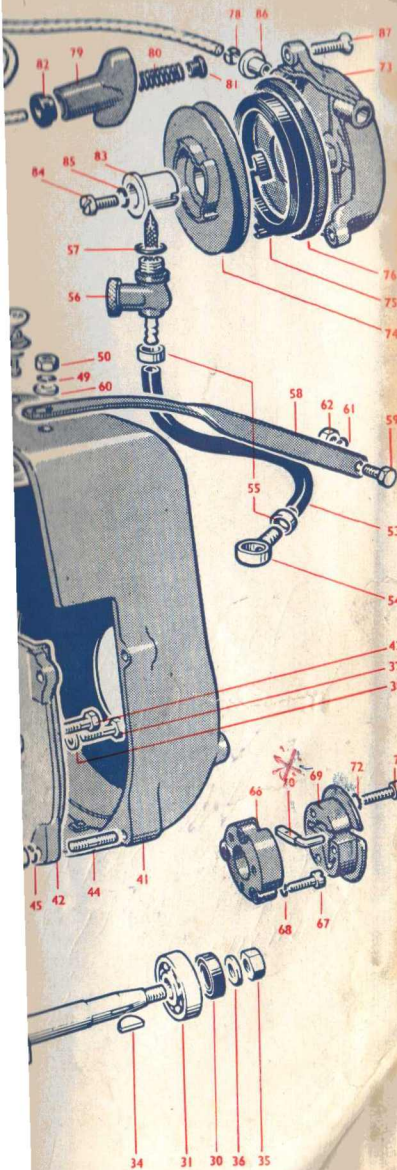
Illus. No.	Part No.	Description	Qty.
1	20459	Cylinder Head	1
2	9308	Cylinder Head Bolt Washer	3
3	21864	Cylinder Head Fixing Bolt	1
4	20982	Cylinder Head Fixing Bolt—Special head	2
5	20737	Cylinder Head Gasket	1
6	21856	Cylinder Barrel	1
7	20312	Cylinder Base Gasket	1
8	3574	Cylinder Base Fixing Nut	4
—	SSA.15	Piston Assembly Complete (comprises items 9 to 12)	1
9	20750	Piston	1
10	20751	Piston Ring	2
11	20301	Piston Gudgeon Pin	1
12	18533	Piston Gudgeon Pin Circlip	2
13	20941	Exhaust Flange Gasket	1
14	20943	Silencer Fixing Bolt	2
15	14939	Silencer Fixing Bolt Washer	2
16	20504	Inlet Pipe Gasket	1
17	22216	Inlet Pipe	1
18	20976	Inlet Pipe Fixing Stud	2
19	21865	Inlet Pipe Fixing Stud Nut	2
—	22515/5	Carburetter—Amal 379/15 (see Carburetter Parts List)	1
—	SA.3107	Crankshaft and Conrod Assembly (includes items 20 to 25)	1
20	SA.2867	Conrod with Small End Bush	1
21	20291	Conrod Bush—Small End	1
22	5619	Conrod Roller—Big End	11
23	20754	Crankpin	1
24	20746	Crankshaft—Magneto Slide	1
25	21648	Crankshaft—Drive Side	1
26	SA.2864	Crankcase Assembly complete with Drain Plug, Ball Bearings, Oil Seals, 4 Cylinder Fixing Studs	1
27	21698	Crankcase Clamp Bolt	4
28	4082	Crankcase Clamp Bolt Nut—Inner—Thin	4
29	285	Crankcase Clamp Bolt Nut—Outer—Thick	4
30	20547	Crankcase Bearing Oil Seal	2
31	18337	Crankcase Ball Bearing	2
32	21527	Crankcase Stud—Cylinder Fixing	4
33	8271	Crankcase Drain Plug	1
34	21228	Magneto Fixing Key	1
—	20529	Magneto (see Magneto Illustration)	1
35	284	Magneto Securing Nut	1
36	20537	Magneto Cam Washer	1
37	20550	Magneto Stator Plate Screw	2



MODEL S.80

Illus. No.	Part No.	Description	Qty.
38	20933		1
—	22292		1
—	22476		1
39	14413		1
40	14414		1
41	SA.3348		1
—	21514		1
—	21640		1
65	21515		1
—	21518		1
—	21516		1
—	21517		1
—	22292		1
42	SA.3541		1
43	22571		1
—	14939		1
44	21866		1
45	18320		1
46	21865		1
47	22526		1
48	20943		1
49	18320		1
50	21865		1
51	20984		1
52	18320		1
53	22215		1
54	21929		1
55	21906		1
56	18435/2		1
57	18317		1
58	23602		1
59	20943		1
60	9308		1
61	18320		1
62	21865		1
63	18593/1		1
—	22349		1
—	14967		1
—	16811		1
—	22363		1
—	22041		1
—	20184		1
—	20996		1

MODEL S.80 TYPE 24 (GARDENMASTER), AS SUPPLIED
TO LANDMASTER LTD.—continued



Illus. No.	Part No.	Description	Qty.
38	20933	Magneto Stator Plate Screw Washer	2
—	22292	Magneto Cut-Out Lead	1
—	22476	Magneto Contact Points Protector	1
39	14413	Magneto H.T. Cable Grommet	1
40	14414	Magneto H.T. Cable Clip	1
41	SA.3348	Cowl Assembly, with Ignition Cut-Out Switch	1
—	21514	Ignition Cut-Out Screw	1
—	21640	Ignition Cut-Out Insulating Washer	1
65	21515	Ignition Cut-Out Strip	1
—	21518	Ignition Cut-Out Insulating Bush	1
—	21516	Ignition Cut-Out Washer	2
—	21517	Ignition Cut-Out Nut	2
—	22292	Ignition Cut-Out Lead	1
42	SA.3541	Cowl Back Plate Assembly	1
43	22571	Cowl Back Plate Fixing Screw	3
—	14939	Cowl Back Plate Fixing Screw Washer	3
44	21866	Cowl Fixing Stud	4
45	18320	Cowl Fixing Stud Washer	4
46	21865	Cowl Fixing Stud Nut	4
47	22526	Cowl Fixing Plate	1
48	20943	Cowl Fixing Plate Screw	2
49	18320	Cowl Fixing Plate Screw Washer	2
50	21865	Cowl Fixing Plate Nut	2
51	20984	Cowl Top Fixing Screw	2
52	18320	Cowl Top Fixing Screw Washer	2
53	22215	Fuel Pipe	1
54	21929	Fuel Pipe Banjo	1
55	21906	Fuel Pipe Ferrule	2
56	18435/2	Fuel Tap and Filter	1
57	18317	Fuel Tap Washer	2
58	22602	Air Filter Steady	1
59	20943	Air Filter Steady Screw	1
60	9308	Air Filter Steady Screw Washer (Plain)	1
61	18320	Air Filter Steady Screw Washer (Spring)	1
62	21865	Air Filter Steady Screw Nut	1
63	18593/1	Sparking Plug	1
64	22349	Sparking Plug Protector and Suppressor	1
—	14967	Sparking Plug Spanner	1
—	16811	Sparking Plug Spanner Tommy Bar	1
—	22363	Instruction Transfer	1
—	22041	Magneto Extractor Plate—special to order	1
—	20184	Magneto Extractor Plate Screw—special to order	1
—	20996	Magneto Extractor Plate Fixing Screw—special to order	3

MODEL S.80 TYPE 24

RECOIL STARTER SPARE PARTS LIST

20969w **SPRING FOR STARTER DRIVE RO**

Illus. No.	Part No.	Description	Qty.
66	20974	Starter Plate Distance Piece	1
67	20996	Starter Plate Distance Piece Fixing Screw	3
68	18320	Starter Plate Distance Piece Fixing Washer	3
69	SA.3389/2	Starter Plate Assembly	1
70	20968/1	Starter Driving Peg	1
71	22046	Starter Plate Fixing Screw	3
72	22568	Starter Plate Fixing Screw Washer	3
—	SA.3518/3	Starter Body Assembly (includes items 73 to 86)	1
73	20965/2	Starter Body	1
74	SA.3561	Starter Pulley Assembly	1
75 & 76	SA.3542	Starter Return Spring Assembly	1
77 & 78	SA.3554	Starter Rope Assembly	1
79	22561	Starter Handle	1
80	22551	Starter Handle Spring	1
81	20997/2	Starter Rope Bush	1
82	22560	Starter Handle Rubber Washer	1
83	22549	Starter Pulley Bush	1
84	20937	Starter Pulley Bush Screw	1
85	18320	Starter Pulley Bush Screw Washer	1
86	20997	Starter Rope Guide Bush	1
87	22475	Starter Mounting Screw	3
—	22474	Starter Mounting Screw Washer	3
—	20717	Starter Instruction Transfer	1

It is essential to quote Engine Number with all symbols when ordering spares owing to the different Engine parts fitted to various customers' equipment. Failure to do this may result with incorrect spares being supplied. The Engine Number and symbols are stamped on the bottom of the Drive Side Half Crankcase.

Customer's patterns not returned unless specially requested.