




IRONCRETE

The
name
the
public
remembers


PRICE LIST 1964 SEASON

See
back page
for
IRONCRETE
Rollers




IRONCRETE VICTOR

Galvanised steel body. Approx. 3 cu. ft. capacity. Yellow 12" x 1 1/2" rubber tyred wheel with long life nylon bearings. Plastic handle-grips. **59/6**



IRONCRETE POPULAR


Galvanised steel body approx. 3 cu. ft. capacity. All welded 3/4" dia. tubular steel chassis. 12" x 1 1/2" rubber tyred wheel with long life nylon bearings. Plastic handle-grips. **73/6**



IRONCRETE MAJOR

Galvanised steel body approx. 3 cu. ft. capacity. All welded 7/8" dia. tubular steel chassis. 14" x 3" rubber tyred wheel with long life nylon bearings. Plastic handle-grips. **97/6**

If fitted with 14" x 3" pneumatic tyred wheel. **137/6**



IRONCRETE SUPREME

Same specifications as the 'MAJOR' plus detachable grass box extension which increases capacity to approx. 6 cu. ft. **131/-**
If fitted with 14" x 3" pneumatic tyred wheel. **171/-**

GRASS BOX EXTENSIONS

also available for Victor and Galvanised-Popular, practically doubling their capacity. **37/6**



IRONCRETE THE BEST

IRONCRETE JOYRIDE

Most suitable for ladies and those who find an ordinary wheelbarrow too heavy to manoeuvre. Entire weight borne by two 8" x 1 1/4" wheels. Detachable body enables contents to be emptied anywhere—chassis has many uses as a transporter. Body size—top 16" x 19"—bottom 12" x 14 1/2"—depth 16 1/2". **87/6**

Tool Tray (as illustrated) 11/6 extra.

JOYRIDE TOOL TRAY

of galvanised steel size 15 1/2" x 8 1/2" x 5 1/2" deep, as illustrated is easily attached to both 'JOYRIDE' models. Very handy for carrying small hand tools, twine, gloves, etc. **11/6**



IRONCRETE POLYTHENE JOYRIDE

Same specifications as above but with a red flexible polythene body of great strength which cannot rust or chip. Completely water-tight, it is unaffected by fertilisers or acids (not suitable for hot ashes). **132/6**

Tool Tray (as illustrated) 11/6 extra.



IRONCRETE POLYTHENE MAJOR

(Approved by Council of Industrial Design)

Same specifications as the 'MAJOR' but with red polythene body. **139/6**

If fitted with 14" x 3" pneumatic tyred wheel. **179/6**



IRONCRETE POLYTHENE POPULAR

Same specifications as the 'POPULAR' but with red polythene body. Approved by the Council of Industrial Design. **119/6**

IRONCRETE WHOPPER

Heavy gauge galvanised steel body approx. 4 cu. ft. capacity. Very strongly constructed 1 1/4" dia. tubular steel chassis with 16" x 4" pneumatic tyred wheel. **184/6**

A detachable galvanised steel 'EXTENSION TOP' is available approx. 4 cu. ft. capacity giving a total capacity of 8 cu. ft. **57/6**

WHOPPER BARROW BODY

Top edge 2' 9" x 2' 5" and 2' 9" x 2' 1 1/2". Bottom edge 1' 7" x 1' 4" and 1' 7" x 1' 6 1/2". Body, depth at front 1' 5 1/2". Body, depth at back 7 1/2".

EXTENSION TOP

Top edge 3' 4 1/2" x 2' 11" and 3' 4 1/2" x 2' 6". Bottom edge 2' 7" x 2' 3" and 2' 7" x 1' 11". Extension, depth at front 10". Extension, depth at bottom 8".

