



Westwood Gazelle 6H.P. Lawn Tractor





Baby Gazelle



Ride-on Mowing at an Unbelievable Price:

SPECIFICATION:

ENGINE:

TECUMSEH 222 cc 6 h.p., 4-stroke engine, W6 recoil or W6E electric start. W8/28 BRIGGS & STRATTON 318 cc 8 h.p. 4-stroke engine with electric start.

CUTTING UNIT:

28" single blade rear ejection. Easily detachable. Fully suspended. Cutter Height—7 positions from single level 1/2" to 3". Blade—hardened and tempered Spring Steel.

TRANSMISSION:

PEERLESS 5 speed and reverse transaxle complete with differential and disc brake, driven by a single belt, column mounted gear change with positive neutral finder. Pneumatic wheels 16" dia. rear and 13" dia. front, fitted with tubes for extra safety.

ELECTRICS:

12 volt Battery and Ammeter. Electric Start Models only.

CHASSIS:


1/2" Mild Steel Plate, formed and CO2 welded for strength.

BODY AND CUTTER UNIT:

14 SWG Mild Steel, formed and CO2 welded for strength.

PAINTWORK:

Tough plasticised coating (Plasticoat).



ALL WEATHER DRIVING CAB:

Easily fitted and removed. Side screens can be taken off and rear screen rolls up for extra ventilation. Front screen is perspex for clear vision. Ideal for blustery wet days in early spring and late autumn. A must for winter snow clearing.

SNOW PLOUGH/DOZER BLADE:

Simple to fit. Angles to left or right. Replaceable rubber moulded strip for snow cleaning paved areas. Adjustable spring loading to minimise shock. Can be used to grade in light soil conditions, and for spreading manure, etc.—44" wide.

If you are looking for a ride-on mower that will do a man-sized job and doesn't cost the earth, Baby Gazelle is for you. We have taken all the best features from the larger proven Gazelles, designed an all-new 28" rear ejection grass cutter, improved the steering lock to cope with smaller spaces, and then cut the price to the bone. The result is the best value ride-on lawn mower in Europe.

Baby Gazelle Features:

A comfy weather proof seat, adjustable of course, mounted on the proven Gazelle all steel chassis. The sporty steering wheel gives 'light as a feather' steering through a 6:1 gear reduction and a fully floating front axle. The extra tight turning circle makes the Baby Gazelle a pleasure to use on smaller lawns. A column mounted gear change lever puts you in finger-tip control of the unique 5 speed and reverse transaxle, and has a positive neutral finder and safety reverse position. The wide pneumatic tyres are fitted with tubes for extra safety (and less punctures). A single pedal provides clutch and braking—with a simple movement. Wide foot rests are angled for comfort, and covered with non-slip material for safety. The console incorporates ignition key or recoil starter, throttle and choke control, and the blade clutch control lever. Electric start models are fitted with safety circuits to ensure that the parking brake is on and cutter disengaged before starting. There is a sturdy tow hitch supplied as standard equipment. The tilting bonnet gives access to the battery compartment and tool tray, which holds the set of tools provided free with each machine. All bearings are self-lubricated and all wearing parts are easily replaced at low cost.

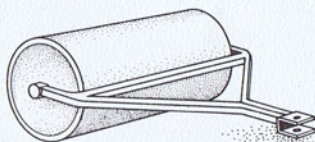
Rear-ejection Grass Cutter:

The 28" wide grass cutter has a single blade for maximum efficiency. The rear ejection system uses the forward motion of the tractor to keep the grass exit clear, and enable grass to be collected with the towed sweeper accessory whilst you mow. The extra wide grass exit and airflow blade spread the grass clippings evenly behind the tractor. The cutter is fully floating, and has 7 easily selected height-of-cut adjustments. The whole unit is easily detachable and incorporates the ultra reliable Westwood jockeyless belt system.

Choice of Power:

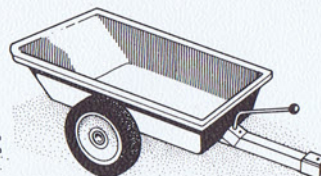
For normal lawns and the occasional rough paddock, we recommend the reliable 6 h.p Tecumseh engine. This comes in either recoil or electric start versions. For tougher work and prolonged use in long grass, the more powerful 8 h.p. Briggs and Stratton electric start engine is more suitable.

And these Super Accessories . . .




WATER BALLASTED ROLLER:

Can be used either water or sand ballasted or empty. 36" wide supplied complete with tow bar and hitch pin.



DUMP TRUCK:

This tough 7 cwt capacity dump truck is fitted with 16" dia. pneumatic wheels, and can be tipped from the driver's seat. Will shift logs, stones, garden refuse, etc. Can also be fitted with extension sides for leaves and grass removal.



GRASS & LEAF SWEEPER:

With this 30" wide sweeper you can cut and mow all at the same time. The large capacity hopper can be tipped from the driver's seat. Leaves your lawn looking perfect.